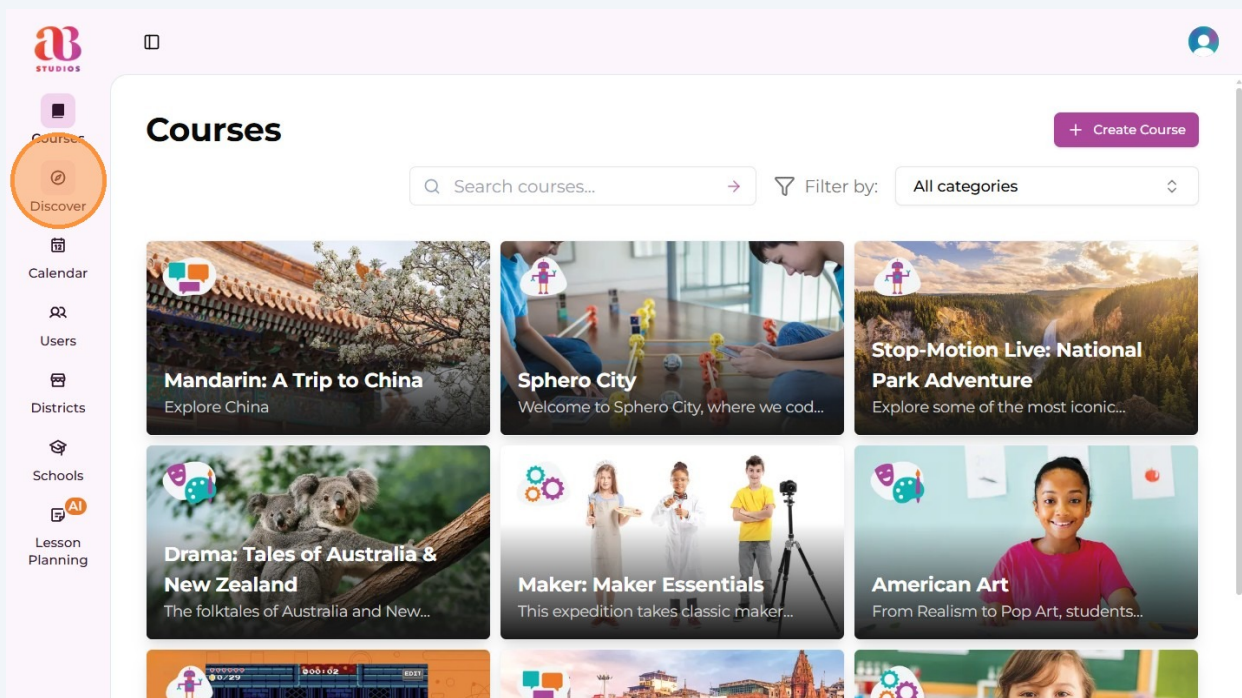


Discovery & Course Tab Overview

This guide explores our Discovery and Course tabs, a great resource for pre-built lessons covering a range of topics.

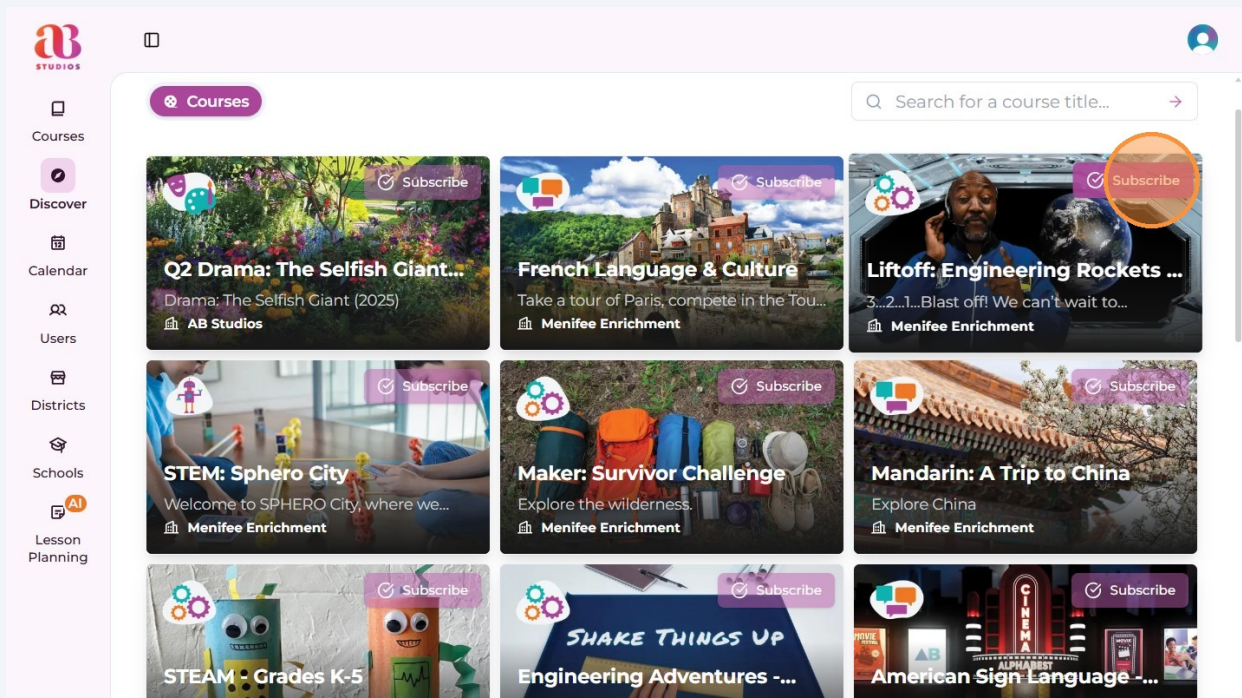
This guide is for administrator and manager level roles

1 [Navigate to the Discover Tab: ABStudios](#)

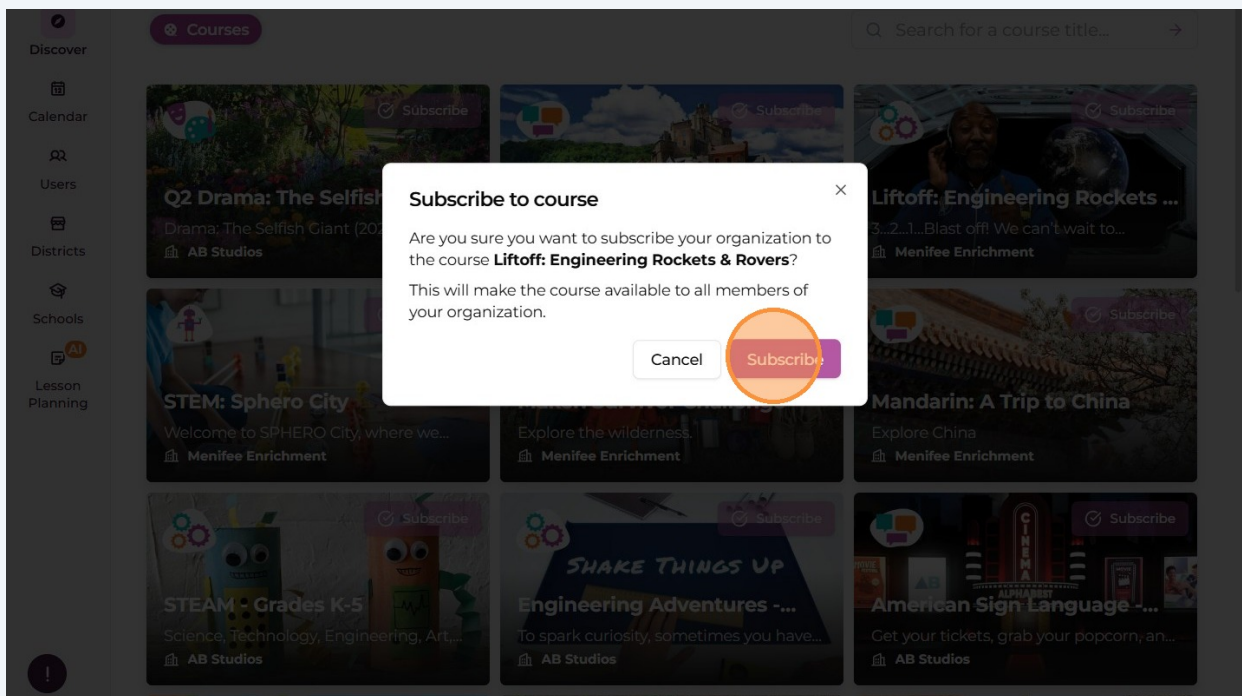


2

Explore the available courses. You can select "Subscribe" to add a course to your Courses tab



3

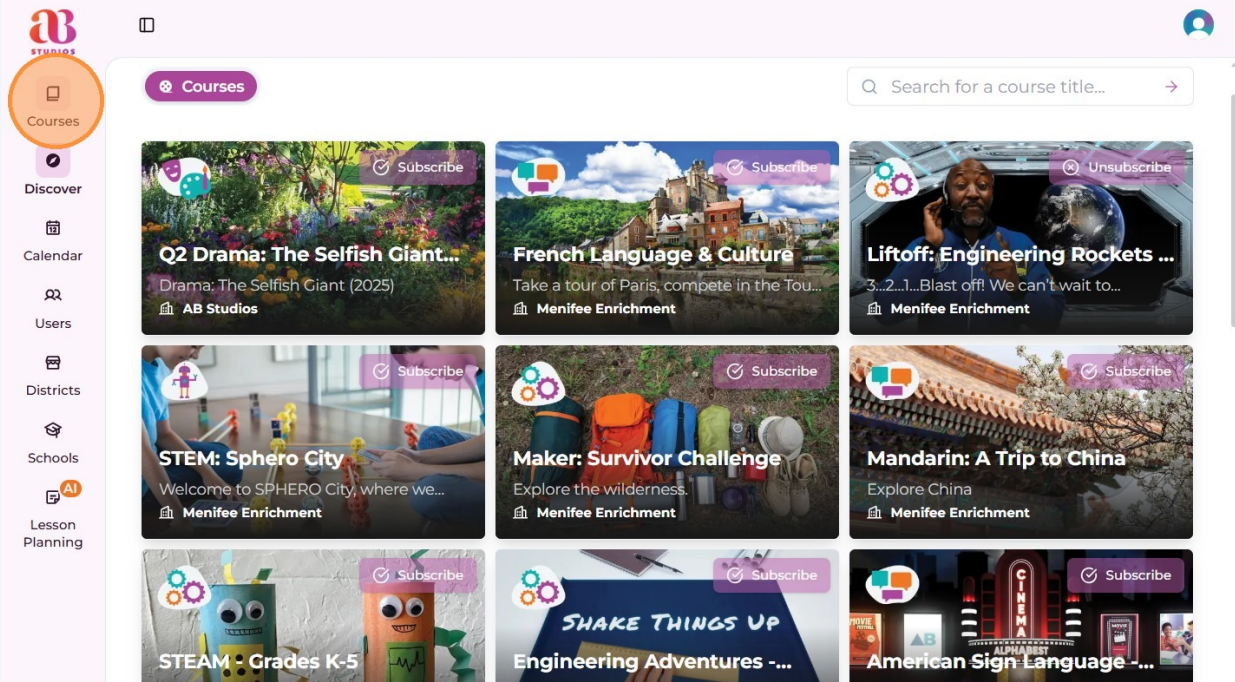




Once you subscribe to a course, your educators will see it in their Course tab

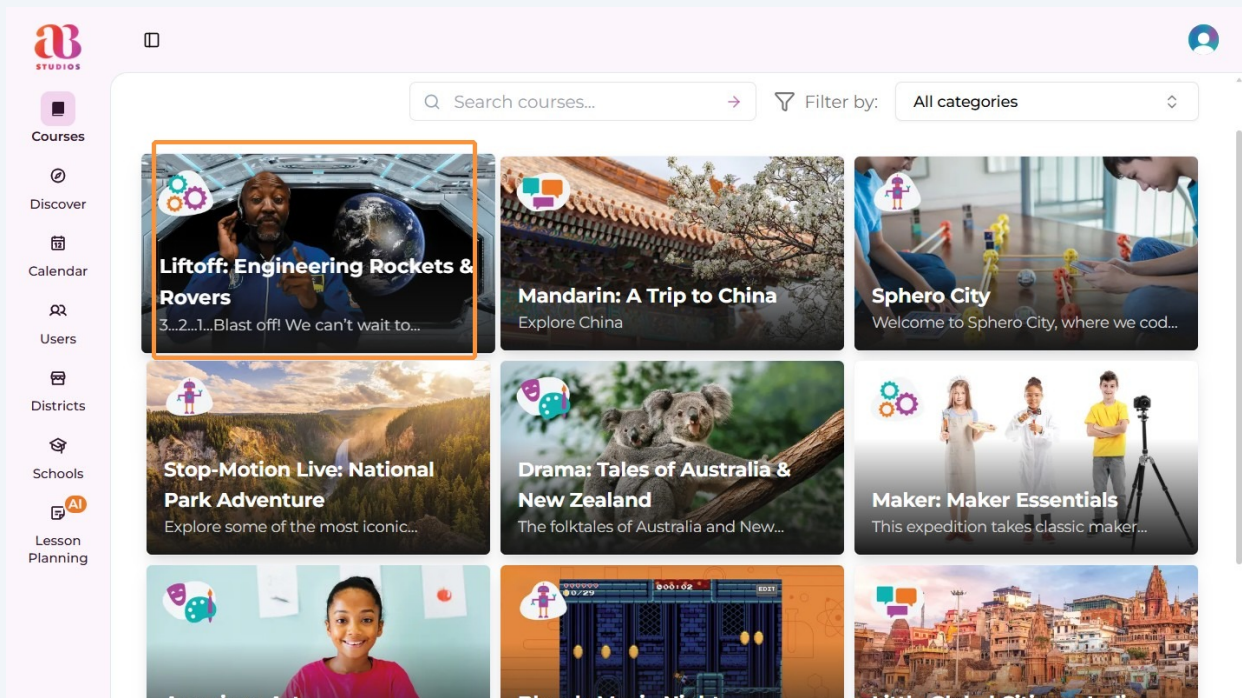
4

Navigate back to the Courses tab



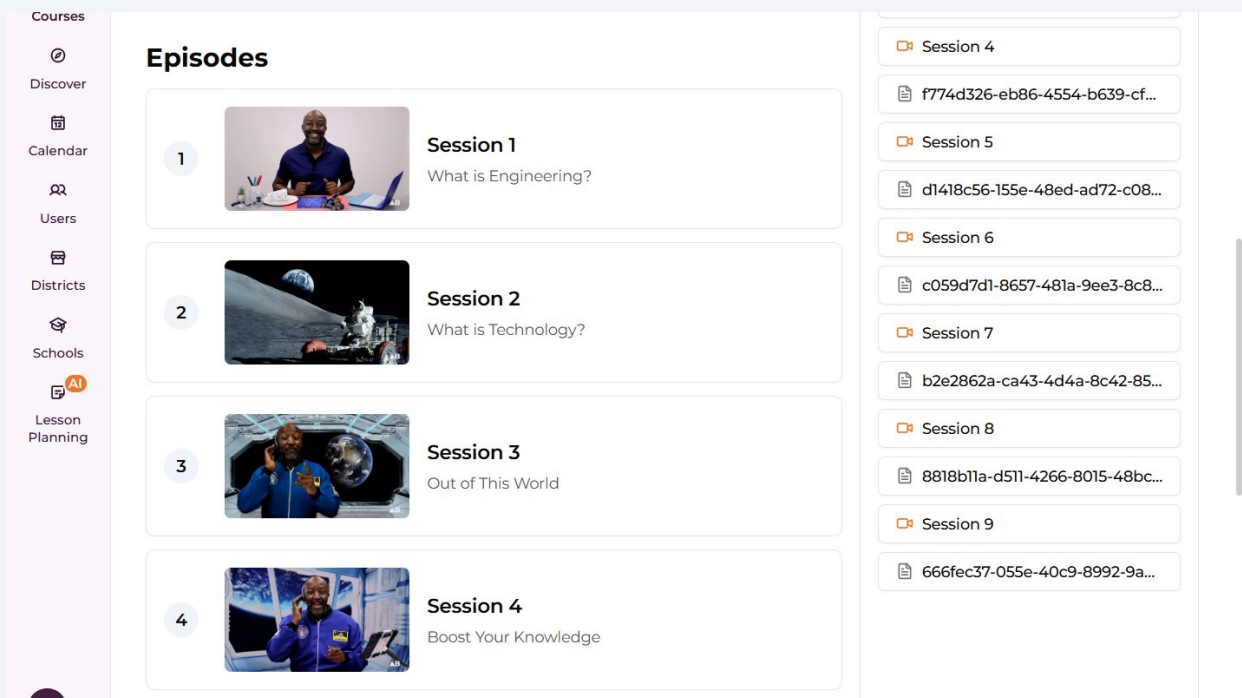
5

Select the lesson you want, for this example we are looking at "Liftoff: Engineering Rockets & Rovers"



6

Inside the course, you can view each session and all included resources





Each session is intended to last roughly 30-45 minutes

Each session contains a video that is approximately 3-8 minutes long

7

Select the session you want to teach

The screenshot shows the AB Studios interface. On the left is a navigation sidebar with icons for Courses, Discover, Calendar, Users, Districts, Schools, and Lesson Planning. The main content area is titled "Episodes" and lists three sessions:

- Session 1**: What is Engineering? (Thumbnail: A person in a blue shirt with a play button overlay)
- Session 2**: What is Technology? (Thumbnail: A satellite in space)
- Session 3**: Out of This World (Thumbnail: A person in a blue shirt with a play button overlay)

On the right side, there is a list of session IDs, each with a folder icon and a session label:

- 13638e54-fb43-4009-bcbc-43...
- Session 4
- f774d326-eb86-4554-b639-cf...
- Session 5
- d1418c56-155e-48ed-ad72-c08...
- Session 6
- c059d7d1-8657-481a-9ee3-8c8...
- Session 7
- b2e2862a-ca43-4d4a-8c42-85...
- Session 8
- 8818b11a-d511-4266-8015-48bc...
- Session 9
- 666fec37-055e-40c9-8992-9a...

8

On the sidebar you can quickly navigate between the video and activity resources

The screenshot shows a video player interface. At the top left is the 'ab STUDIOS' logo. The main header reads '1. Session 1' and 'Liftoff: Engineering Rockets & Rovers'. The video content area is currently black, with a purple overlay at the bottom containing the text 'Liftoff: Engineering Rockets and Rovers' and 'What is Engineering?'. Below that, it says 'Session 1'. On the right side, there is an 'Episode content' sidebar with a list: '1. Session 1' (highlighted in purple) and '2. b2e8... Session 1 ...42a6-9ba...'.

9

The screenshot shows an activity resource page. At the top left is the 'ab STUDIOS' logo. The main header reads '1. Session 1' and 'Liftoff: Engineering Rockets & Rovers'. The main content area is titled 'Session 1: What is Engineering?' and contains sections for 'Activity', 'Materials', 'Maker Buffet - Share', 'Set Up', and 'How To'. The 'Episode content' sidebar on the right is identical to the one in the previous screenshot, with '1. Session 1' highlighted in purple and '2. b2e8d9f8-a760-42a6-9ba...' below it.